



SOCIAL SECURITY IN FIGURES



Portugal (Mainland and Autonomous Regions)

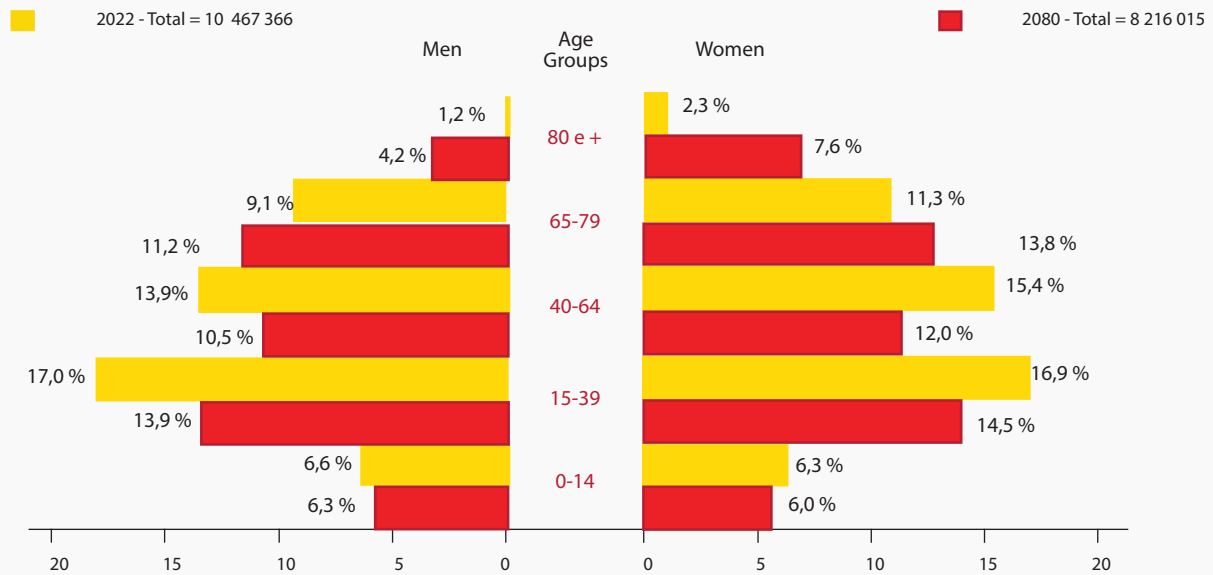
JUNE/2023

Directorate General for Social Security
Institute for Informatics, I.P.

Age pyramid of the resident population in 2022 and 2080	3
Demographic indicators	3
Employment indicators - (4th quarter)	4
Economic indicators	4
Active beneficiaries of social security, total and foreign by country of origin	4
Number of beneficiaries of some social security benefits	5
Number of pensioners by type of pension and by social security scheme	5
Number of early pension pensioners	6
Average age of invalidity and old age pensioners in the general scheme	6
Monthly pensions amount and social support index	6
Social security indicators	6
Percentage of distribution of social security current revenues and transfers in 2022	7
Percentage of distribution of social security current expenditure in 2022	7
Public capitalization scheme	8
Private social solidarity institutions social solidarity aims	8
Number of users with PSSI cooperation agreements by areas of intervention - Mainland	9
Social action expenditure on cooperation agreements with PSSI by intervention areas	9

AGE PYRAMID OF THE RESIDENT POPULATION IN 2022 AND 2080

(in percentage of the total population)



SOURCE: Instituto Nacional de Estatística, I.P. - Portugal (Statistics of Portugal, I.P. - 2022), "Annual estimates of the Resident Population - 2021" and "Projections - Resident Population in Portugal, 2018-2080, central scenario".

DEMOGRAPHIC INDICATORS

	2020	2021	2022
Birth rate (‰)	8,1	7,6	8,0
Death rate (‰)	11,90	12,00	11,90
Infant mortality rate (‰)	2,44	2,40	2,59
Total fertility ratio (1)	1,41	1,35	1,43
"Ageing" ratio (2)	175,6	181,3	185,6

SOURCE: Instituto Nacional de Estatística, I.P. - Portugal (Statistics of Portugal, I.P. "Demographic Indicators".

(1) Average number of children per woman of childbearing age.

(2) Ratio of the number of persons aged 65 or over to each 100 young persons aged less than 15.

Life expectancy at birth	2018-2020	2019-2021	2020-2022
Men (years)	78,34	78,04	78,05
Women (years)	83,74	83,53	83,52
Life expectancy at the age of 65			
Men and Women (years)	19,86	19,62	19,61

SOURCE: Instituto Nacional de Estatística, I.P. - Portugal (Statistics of Portugal, I.P.), "Tábuas Completas de Mortalidade" "Mortality Tables".

(continues in the next page)

EMPLOYMENT INDICATORS - (4th QUARTER)

	2020	2021	2022
Active population (number of individuals)	5 103 800	5 209 600	5 245 600
Activity rate (%)	50,8	59,8	60,3
Unemployment rate (%)	7,1	6,3	6,5
Unemployment rate among youth (15 - 24 years) (%)	24,3	23,4	19,9
Long term unemployment rate (%)	2,8	3,0	2,7

SOURCE: Instituto Nacional de Estatística, I.P. - Portugal (Statistics of Portugal, I.P.), "Employment Survey".

ECONOMIC INDICATORS

	2020	2021	2022
National Minimum Wage (NMW) ⁽¹⁾	(euros) 635,00	665,00	705,00
GDP per capita	(euros) 19 291,24	20 761,83	22 855,96
Inflation rate ⁽²⁾	-0,01%	1,27%	7,83%

SOURCE: Instituto Nacional de Estatística, I.P. - Portugal (Statistics of Portugal, I.P.), "National Accounts" and "Consumer Price Index"; "Official Journal".

(1) NMW in 2023 = 760 euros.

(2) Consumer Price Index - Annual average rate of change- Base year 2012.

ACTIVE BENEFICIARIES OF SOCIAL SECURITY, TOTAL AND FOREIGN BY COUNTRY OF ORIGIN ⁽¹⁾

	2020	2021	2022
Total Active Beneficiaries	4 375 356	4 434 727	4 499 186
Total Foreign Active Beneficiaries	417 228	482 913	693 390
Country of Origin ⁽²⁾			
Brazil	158 352	177 321	281 335
India	30 497	36 693	55 908
Nepal	17 668	20 581	29 703
Cape Verde	16 957	20 395	26 712
Ukraine	16 921	17 350	21 899

SOURCE: Instituto de Informática, I.P. (Institute for Informatics, I.P.), "Social Security Statistics" - Provisional data.

(1) Natural persons with at least one salary, credited salary or contribution during the year.

(2) Countries with the largest number of foreign active beneficiaries were considered in 2022.

(continues in the next page)

N

NUMBER OF BENEFICIARIES OF SOME SOCIAL SECURITY BENEFITS ⁽¹⁾

	2020	2021	2022
Parental benefits	199 040	188 555	196 122
Family benefit (number of children and young persons)	1 202 149	1 179 053	1 221 794
Unemployment benefit	443 280	420 955	380 836
Sickness benefit	931 424	1 106 719	1 898 186
Solidarity Supplement for the elderly	171 768	167 399	162 646
Social Integration Income (number of families)	123 667	127 110	130 004
Social Benefit for Inclusion	114 745	124 018	135 973

SOURCE: Instituto de Informática, I.P. (Institute for Informatics, I.P., "Social Security Statistics")- Provisional data.

(1) Beneficiaries with at least one payment during the year.

N

NUMBER OF PENSIONERS BY TYPE OF PENSION AND BY SOCIAL SECURITY SCHEME

	2020	2021	2022
INVALIDITY	178 577	173 866	170 135
General Scheme	175 319	170 895	167 445
Special Social Security Scheme for Agricultural Activities	2 734	2 367	2 013
Non Contributory and Similar Schemes	524	604	677
OLD AGE	2 070 387	2 070 069	2 081 795
General Scheme	1 984 849	1 992 195	2 010 434
Special Social Security Scheme for Agricultural Activities	59 385	51 910	45 456
Non Contributory and Similar Schemes	26 153	25 964	25 905
SURVIVORS	720 764	733 372	738 080
General Scheme	685 911	701 562	709 284
Special Social Security Scheme for Agricultural Activities	32 689	29 777	26 849
Non Contributory and Similar Schemes	2 164	2 033	1 947
TOTAL	2 969 728	2 977 307	2 990 010

SOURCE: Instituto de Informática, I.P., "Institute for Informatics, I.P.; "Social Security Statistics"; 31 December.

(continues in the next page)

NUMBER OF EARLY PENSION PENSIONERS

	2020	2021	2022
Early Retirement Pension ⁽¹⁾	148 209	137 886	130 187
Minimum Pension ⁽²⁾	904 216	888 568	878 953

SOURCE: (1) Instituto de Informática, I.P. (Institute for Informatics, I.P.), "Social Security Statistics".
(2) Instituto de Segurança Social, I.P. (Social Security Institute, I.P. - National Pensions Center) - Centro Nacional de Pensões.

AVERAGE AGE OF INVALIDITY AND OLD AGE PENSIONERS IN THE GENERAL SCHEME (years)

	2020	2021	2022
Invalidity	58	58	58
Old age	76	76	76

SOURCE: Instituto de Informática, I.P. (Institute for Informatics, I.P.), "Social Security Statistics".

MONTHLY PENSION AMOUNT AND SOCIAL SUPPORT INDEX (euros)

	2020	2021	2022
Minimum invalidity and old age pension - General Scheme (Insurance period of less than 15 years)	275,30	278,05	291,48
Social Pension	211,79	213,91	224,24
Average invalidity pension of the general scheme	416,80	422,21	---
Average old-age pension of the general scheme	510,63	523,04	---
Social Supports Index (SSI)	438,81	443,20	480,43

SOURCE: Instituto de Informática, I.P. (Institute for Informatics, I.P.) "Social Security Statics" and Official Journal.

SOCIAL SECURITY INDICATORS

	2020	2021	2022
Active beneficiaries (social security) ⁽¹⁾ / Pensioners (invalidity and old age - General Scheme)	2,0	2,1	2,1
Active beneficiaries (social security) / Active population (%)	85,7	85,1	85,8
Expenditure on Pensions (Insurance system) / Contributions (%)	79,0	74,8	69,6
Social security expenditure / GDP (%)	19,8	19,9	18,2

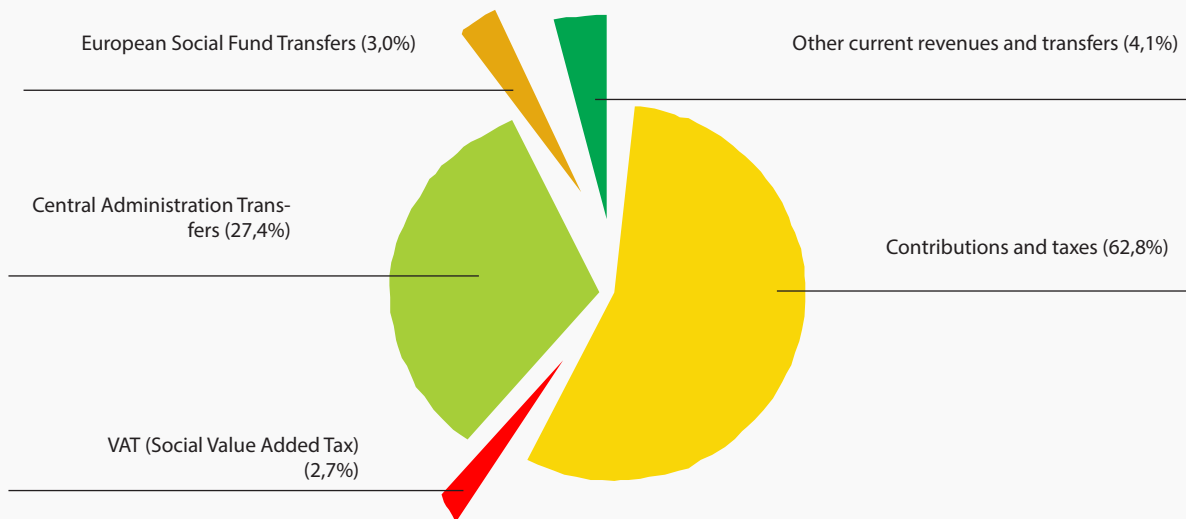
SOURCE: Instituto de Informática, I.P. (Institute for Informatics, I.P.), "Social Security Statistics". Instituto de Gestão Financeira da Segurança Social, I.P. (Institute for Financial Management of Social Security, I.P.) "Social Security Account".

(1) Natural persons with at least one salary, credited salary or contribution during the year.

(continues in the next page)

P PERCENTAGE OF DISTRIBUTION OF SOCIAL SECURITY CURRENT REVENUES AND TRANSFERS IN 2022

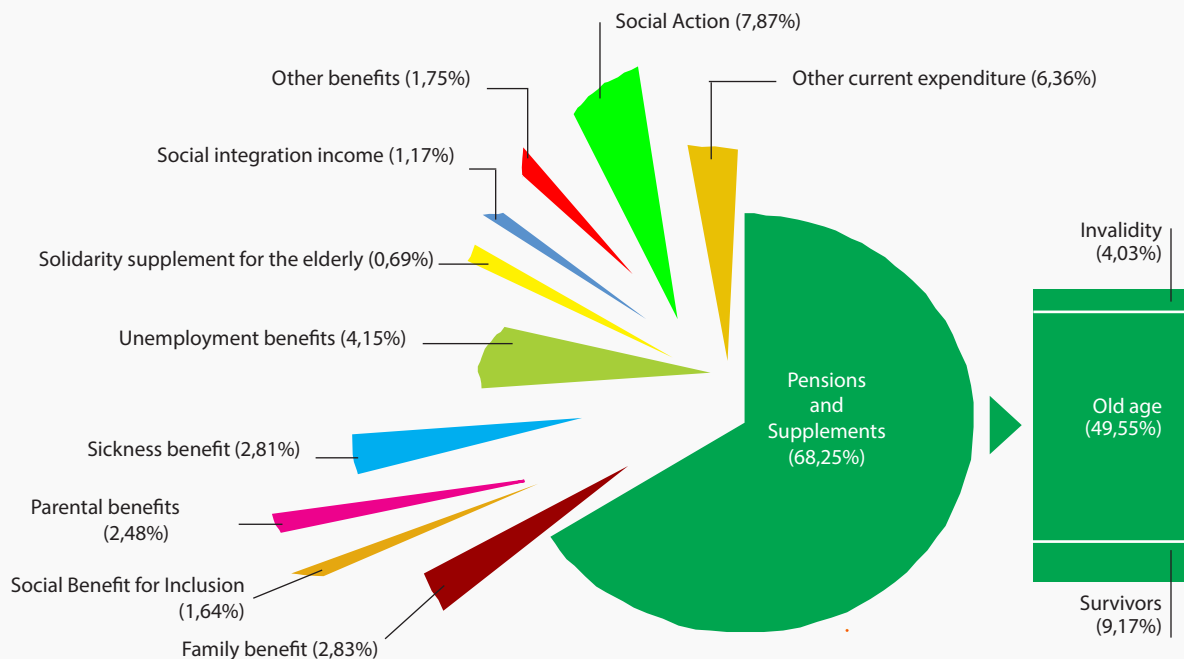
Total current revenues and transfers in 2022 = 35 525 845 529 Euros



SOURCE: Instituto de Gestão Financeira da Segurança Social, I.P. (Institute for Financial Management of Social Security, I.P.) "Social Security Account".

P PERCENTAGE OF DISTRIBUTION OF SOCIAL SECURITY CURRENT EXPENDITURE IN 2022

Total current expenditure in 2022 = 28 893 207 705 Euros



SOURCE: Instituto de Gestão Financeira da Segurança Social, I.P. (Institute for Financial Management of Social Security, I.P.) "Social Security Account".

(continues in the next page)

PUBLIC CAPITALIZATION SCHEME

	2020	2021	2022
Number of Beneficiaries	9 671	10 076	10 418
Value of the Retirement Certificates Fund Portfolio (euros)	53 069 712	57 769 777	52 003 565
Average annual rate of return (last 12 months) (%)	2,79	1,85	-15,28

SOURCE: Instituto de Gestão de Fundos de Capitalização da Segurança Social, I.P. (Institute for Management of Social Security Capitalization Funds, I.P.)

PRIVATE SOCIAL SOLIDARITY INSTITUTIONS SOCIAL SOLIDARITY AIMS

Number of registered institutions pursuing social aims	2020	2021	2022
Social Solidarity Associations	2 969	2865	2 717
Social Solidarity Foundations	230	233	231
Parish Social Centres	975	955	912
Other religious Charities	194	189	182
Charity Brotherhood	345	345	344
Unions, Federations and Confederations	33	33	33
Cooperatives (*)	175	171	160
Casas do Povo (legal persons of public utility, with an associative base, aiming at the development of social and cultural activities) (*)	105	105	102
TOTAL	5 026	4 896	4 681
Registered for health aims	336	332	315
Registered Mutual Associations			
Total registered associations (**)	101	102	102
For social security aims	86	87	87
For health aims	74	74	74

SOURCE: Direção-Geral da Segurança Social (Directorate General for Social Security)

(*) Institutions treated as Private Social Solidarity Institutions (PSSI).

(**) Each Mutual Association may pursue more than one aim.

(continues in the next page)

N

NUMBER OF USERS WITH PSSI COOPERATION AGREEMENTS BY AREAS OF INTERVENTION - MAINLAND

(in thousand euros)

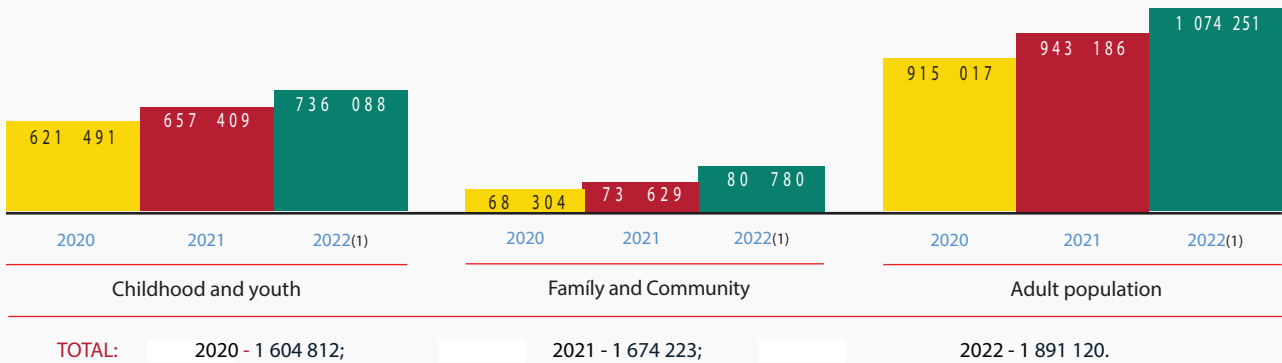
	2020	2021	2022
Childhood and youth	260 301	257 140	265 974
Family and Community	5 105	5 111	5 181
Adult population	225 428	222 000	222 879
TOTAL	490 834	484 251	494 034

SOURCE: Instituto de Informática, I.P. (Institute for Informatics, I.P.), "Social Security Statistics"

S

SOCIAL ACTION EXPENDITURE ON COOPERATION AGREEMENTS WITH PSSI BY INTERVENTION AREAS

(in thousand euros)



SOURCE: Instituto de Gestão Financeira da Segurança Social, I.P. (Institute for Financial Management of Social Security, I.P.) "Social Security Account".
 (1) Provisional data.
 Services and / or social facilities integrated in each of the intervention areas can be consulted at www.seg-social.pt/Apoios Sociais e Programas.

Relative weight of expenditure on cooperation agreements with PSSI in total expenditure and current transfers of social action

Year	Percentage
2020	75,2%
2021	73,4%
2022 (1)	74,9%

SOURCE: Instituto de Gestão Financeira da Segurança Social, I.P. (Institute for Financial Management of Social Security, I.P.) "Social Security Account".
 (1) Provisional data.